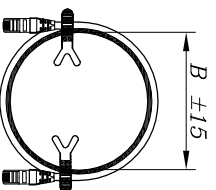
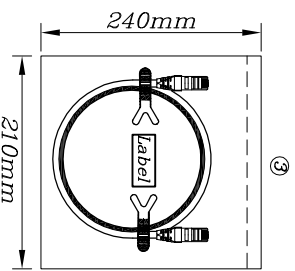
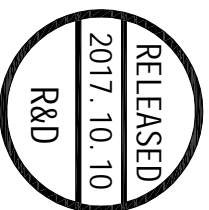


ARRANGE METHOD:



- Remark:**
- ① Cable: Cat. 6 SF/UTP, Stranded Bare Copper, 4Pairs Wires, 26AWG, Jacket PVC, OD: 6.2mm.
 - ② Plug: Cat. 6 Shielded Type Plug with 3 Prongs, 50u", 8P8C, UL94-V2, Mating Cycle >1200.
 - ③ Packing: IPC/PE Bag with Label.
- Testing: 100% Component Test.
All materials are RoHS compliant.



CUT LINE AND ARRANGE CRITERION				CUT LINE AND ARRANGE CRITERION			
No.	Total length (MM)	no of patch cord (MM)	Cable tie (MM)	No.	Total length (MM)	no of patch cord (MM)	Cable tie (MM)
1	300	A	/	19	13000	B	175
2	500	/	/	20	14000	/	160
3	1000	/	60	21	15000	/	205
4	1500	175	70	22	16000	/	210
5	2000	/	75	23	17000	/	215
6	2500	/	80	24	18000	/	220
7	3000	195	95	25	19000	/	225
8	3500	/	100	26	20000	/	235
9	4000	/	110	27	25000	120	265
10	5000	/	120	28	30000	/	315
11	6000	/	130	29	40000	/	365
12	7000	/	135	30	50000	/	415
13	7500	135	140	31	60000	/	465
14	8000	/	145	32	70000	/	515
15	9000	/	150	33	80000	/	565
16	10000	/	165	34	90000	/	615
17	11000	120	170	35	100000	/	665
18	12000	/	175	36	/	/	/

WIRE CONNECTION TABLE								LENGTH		MOLD NO.	
white/orange	white/green	white/blue	white/blue	green/blue	white/brown	white/brown					
A1	A2	A3	A4	A5	A6	A7	A8	(4+80)(140)(190)	02-095-1		
B1	B2	B3	B4	B5	B6	B7	B8				

DWG. NO.

P60SF/UTB095-2-001

TITLE

CAT.6 SF/UTP PATCH CORD

UNIT	SCALE	SHEET
mm	1/1	1/1
DRAWN DATE	PROJ.	REV
2017/10/10	CHECKED	1
APPROVAL		DRAWN
Carine	Wuming	CathyLi